

- Ask local law enforcement for a free home security survey.

## CONSIDER AN ALARM

Alarms can be a good investment, especially if you have many valuables in your home, or live in an isolated area or one with a history of break-ins.

- Check with several companies before you buy so you can decide what level of security fits your needs. Do business with an established company and check references before signing a contract.
- Learn how to use your system properly! Don't "cry wolf" by setting off false alarms. People will stop paying attention and you'll probably be fined.

Some less expensive options...a sound-detecting socket that plugs into a light fixture and makes the light flash when it detects certain noises; motion sensing outdoor lights that turn on when someone approaches; or lights with photo cells that turn on when it's dark and off when it's light.

## BURGLARS DO MORE THAN STEAL

Burglars can commit rapes, robberies, and assaults if they are surprised by someone coming home or pick a home that is occupied.

- If something looks questionable — a slit screen, a broken window or an open door — don't go in. Call the police from a neighbor's house or a public phone.

At night, if you think you hear someone breaking in, leave safely if you can, then call police. If you can't leave, lock yourself in a room with a phone and call police. If an intruder is in your room, pretend you are asleep.

- Guns are responsible for many accidental deaths in the home every year. Think carefully before buying a gun. If you do own one, learn how to store it and use it safely.

## TAKE A STAND!

- Join a Neighborhood Watch group. If one doesn't exist, you can start one with help from local law enforcement.
- Never leave a message on your answering machine that indicates you may be away from home. Rather than saying "I'm not at home right now," say "I'm not available right now."
- Work with neighbors and local government to organize community clean-ups. The cleaner your neighborhood, the less attractive it is to crime.



Crime Prevention Tips from  
National Crime Prevention Council  
1700 K Street, NW, Second Floor  
Washington, DC 20006-3817  
and

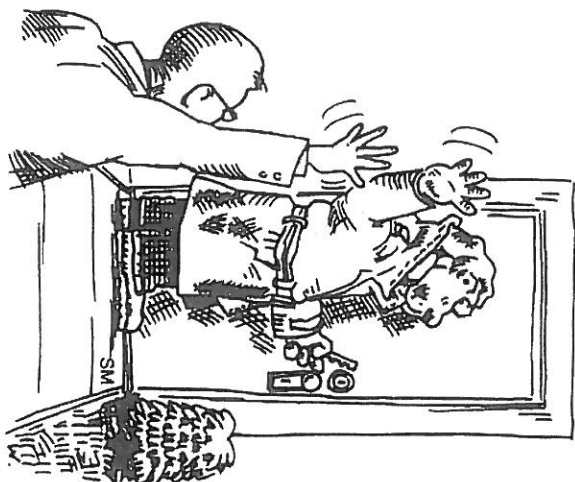
**BJA**

The National Citizens' Crime Prevention Campaign, sponsored by the Crime Prevention Coalition of America, is substantially funded by the Bureau of Justice Assistance, Office of Justice Programs, U.S. Department of Justice

**ADT**




Distribution made possible in part by a grant from ADT Security Services, Inc. A **tyco** INTERNATIONAL LTD. COMPANY

**HOME SECURITY**



**INVEST  
IN  
IT NOW**

*Making your home safer from crime doesn't always mean having to install expensive alarms—effective home security starts with properly locked doors and windows and visible, well-lighted entryways.*



**LOCK CRIME**  
*OUT of Your Home*

## SLIDING GLASS DOORS

Sliding glass doors can offer easy entry into your home. To improve security on existing sliding glass doors, you can install keyed locking devices that secure the door to the frame; adjust the track clearances on the doors so they can't be pushed out of their tracks; or put a piece of wood or a metal bar in the track of the closed door to prevent the door from opening even if the lock is jimmied or removed.

## WINDOWS

Most standard double-hung windows have thumb-turn locks between the two window panels. Don't rely on these—they can be pried open or easily reached through a broken pane. Instead, install keyed locking devices to prevent the window from being raised from the outside, but make sure everyone in the house knows where to find the keys in case of an emergency. Some jurisdictions have restrictions on this type of lock—check with your local law enforcement before you install them.

An easy, inexpensive way to secure your windows is to use the "pin" trick. Drill an angled hole through the top frame of the lower window partially into the frame of the upper window. Then insert a nail or eyebolt. The window can't be opened until you remove the nail. Make a second set of holes with the windows partly opened so you can have ventilation without intruders.

Most deadbolts are single-cylinder; they operate from the outside with a key and from the inside with a thumb latches. Double-cylinder deadbolts require a key to open the lock from both outside and inside your home. These locks are especially effective for doors with glass within 40 inches of the lock—an intruder cannot break the glass and unlock the door by reaching through.

Some jurisdictions do not allow these locks—check with your local law enforcement or building code authorities before installing a double cylinder deadbolt. As one alternative, security glazing can be applied to glass panels in or near the door, or shatterproof glass can be installed, though these options can be expensive.

## EXTERIOR DOORS

All exterior doors should be either metal or solid wood. For added security, use strong door hinges on the inside of the door, with non-removable or hidden pins. Every entry door should be well-lighted and have a wide-angle door viewer so you can see who is outside without opening the door.

## LOCKS

Strong, reliable locks are essential to effective home security. Always keep doors and windows locked—even a five-minute trip to the store is long enough for a burglar to enter your home.

Use quality keyed knobs as well as deadbolts—deadbolts can withstand the twisting, turning, prying, and pounding that regular keyed knobs can't.

When choosing a deadbolt, look for such features as a bolt that extends at least one inch when in the locked position, to resist ramming and kicking; hardened steel inserts to prevent the bolt from being sawed off, and a reinforced strike plate with extra-long mounting screws to anchor the lock effectively.